

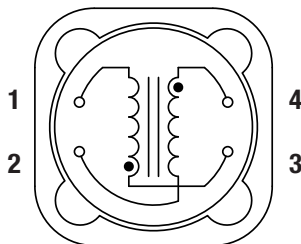
FEATURES

- RoHS compliant
- 2.2μH to 880μH¹
- Up to 9.5A I_{DC}
- Bobbin format
- Dual winding
- Surface mount
- Integral EMI shield
- Compact size
- Tape and reel packaging
- No voltage breakdown at 500V_{DC}
- J-STD-020C reflow
- Backward compatible with Sn/Pb soldering systems

DESCRIPTION

The 4900 series is a range of dual wound inductors offering flexible options. Windings have a 1:1 ratio and can be connected in series or parallel to create a wide range of inductance combinations. The secondary winding could be used as a feedback winding in switched mode power supplies.

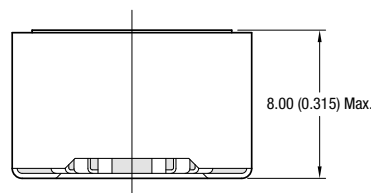
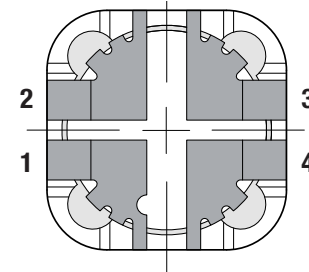
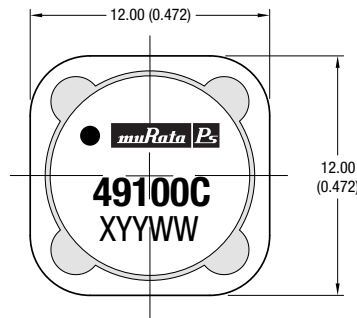
PIN CONNECTIONS (TOP VIEW)



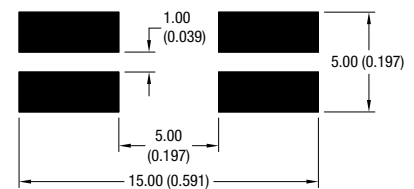
3 & 1 = Primary winding
4 & 2 = Secondary winding

Order Code	Inductance ¹ (10kHz, 100mV _{AC}) 1&3, 2&4	Inductance Range (10kHz, 100mV _{AC}) 1&3, 2&4	DC Current ² (parallel connection)	DC Resistance
	Nom.	Min. - Max.	Max.	Max.
	μH	μH	A	mΩ
492R2C	2.2	1.77 - 2.65	9.50	12.6
493R3C	3.3	2.47 - 3.70	7.80	14.9
494R7C	4.7	3.29 - 4.93	6.50	17.1
496R8C	6.8	5.27 - 7.91	5.40	27.0
49100C	10	7.70 - 11.6	4.50	41.0
49150C	15	10.6 - 16.0	3.70	53.0
49220C	22	15.9 - 23.8	3.00	81.0
49330C	33	24.5 - 36.8	2.50	128
49470C	47	35.1 - 52.6	2.10	191
49680C	68	50.8 - 76.2	1.71	233
49101C	100	73.6 - 110	1.41	343
49151C	150	111 - 166	1.15	529
49221C	220	167 - 251	0.95	805

MECHANICAL DIMENSIONS



Recommended Footprint Details



All dimensions in mm (inches). Package weight: 4g Typ.

ABSOLUTE MAXIMUM RATINGS

Isolation voltage (flash tested for 1 second), pins 3 & 4	500V _{DC}
Operating free air temperature range	-40°C to 85°C
Storage temperature range	-40°C to 125°C

SOLDERING INFORMATION³

Peak reflow temperature	245°C
Pin finish	Tin

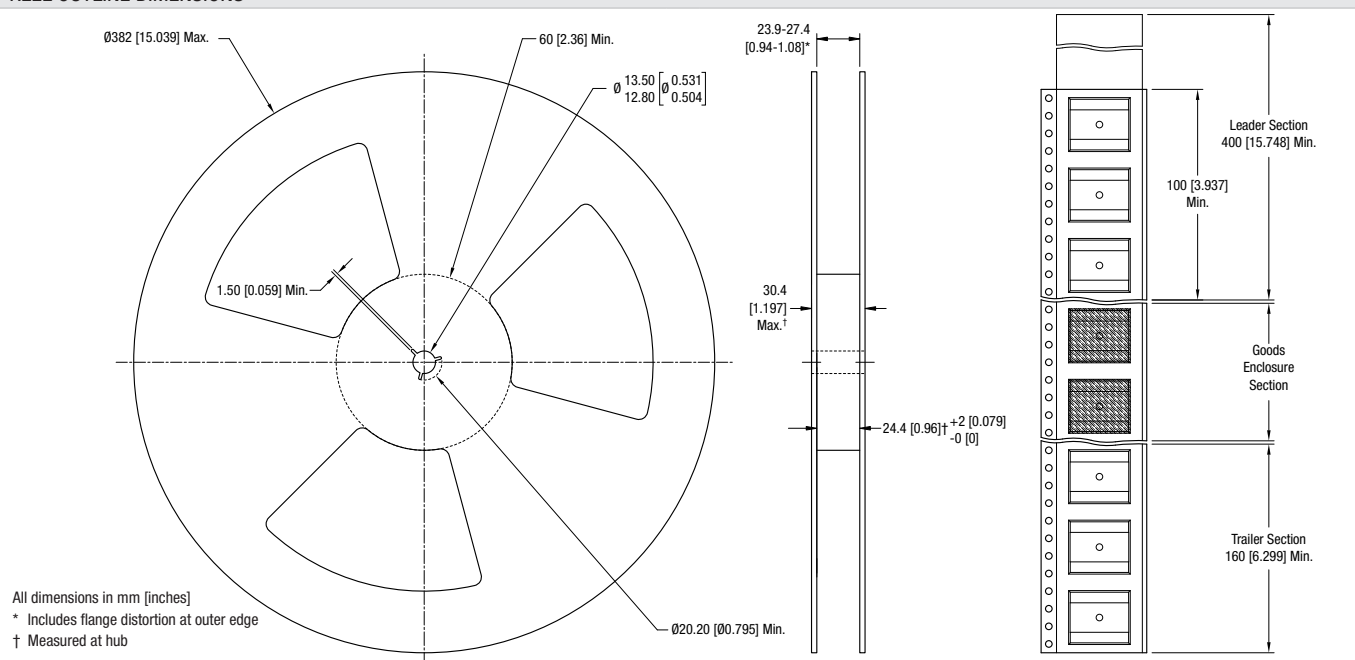
Specifications typical at T_a = 25°C

- 1 When connecting windings in series, inductance will be 4 times the nominal figure shown.
- 2 If current is flowing in both windings, the maximum DC current occurs when either the inductance falls to 75% of its nominal value or when its temperature rise reaches 40°C, whichever is sooner.
- 3 For further information, please visit www.murata-ps.com/rohs



TAPE & REEL SPECIFICATIONS

REEL OUTLINE DIMENSIONS



TAPE OUTLINE DIMENSIONS

